


ASTM B231


All Aluminum Stranded Conductor (AAC)



Code Name	Total Area		Stranding and Wire Diameter	Overall Diameter	Linear Mass	Nominal Breaking Load	Max DC Resistance at 20°C
	AWG or MCM	mm ²					
Peachbell	6	13.29	7/1.554	4.67	37	249	2.1692
Rose	4	21.16	7/1.961	5.89	58	396	1.3624
Iris	2	33.61	7/2.474	7.42	93	597	0.8577
Pansy	1	42.39	7/2.776	8.33	117	732	0.6801
Poppy	1/0	53.48	7/3.119	9.36	147	873	0.5390
Aster	2/0	67.42	7/3.503	10.51	186	1100	0.4276
Phlox	3/0	85.03	7/3.932	11.80	234	1347	0.3390
Oxlip	4/0	107.23	7/4.417	13.26	293	1698	0.2688
Valerian	250	126.71	19/2.913	14.57	349	2062	0.2275
Sneezewort	250	126.71	7/4.80	14.40	349	2007	0.2275
Laurel	266.8	135.16	19/3.01	15.05	373	2200	0.2133
Daisy	266.8	135.16	7/4.96	14.90	373	2141	0.2133
Peony	300	152.00	19/3.193	15.97	419	2403	0.1896
Tulip	336.4	170.45	19/3.381	16.91	470	2695	0.1691
Daffodil	350	177.35	19/3.447	17.24	489	2804	0.1625
Canna	397.5	201.42	19/3.673	18.36	555	3184	0.1431
Goldentuft	450	228.00	19/3.909	19.55	629	3499	0.1264
Syringa	477	241.68	37/2.882	20.19	666	3849	0.1193
Cosmos	477	241.68	19/4.023	20.12	666	3708	0.1193
Hyacinth	500	253.35	37/2.951	20.65	698	4035	0.1138
Zinnia	500	253.35	19/4.12	20.60	698	3888	0.1138
Dahlia	556.5	282.00	19/4.346	21.73	777	4327	0.1022
Mistletoe	556.5	282.00	37/3.114	21.79	777	4362	0.1022
Meadowsweet	600	304.00	37/3.233	22.63	838	4703	0.0948
Orchid	636	322.25	37/3.33	23.31	888	4985	0.0894
Heuchera	650	329.35	37/3.366	23.56	908	5095	0.0875
Flag	700	354.71	61/2.72	24.48	978	5146	0.0813
Verbena	700	354.71	37/3.493	24.45	978	5487	0.08130
Nasturtium	715.5	362.58	61/2.75	24.76	1000	5874	0.07950

ASTM B231

All Aluminum Stranded Conductor (AAC)



Code Name	Total Area		Stranding and Wire Diameter	Overall Diameter	Linear Mass	Nominal Breaking Load	Max DC Resistance at 20°C
	AWG or MCM	mm ²					
Violet	715.5	362.85	37/3.533	24.74	1000	5609	0.07950
Cattail	750	380.00	61/2.817	25.35	1048	5985	0.07590
Petunia	750	380.00	37/3.617	25.32	1048	5875	0.07590
Lilac	795	402.84	61/2.90	26.11	1111	6345	0.07150
Arbutus	795	402.84	37/3.724	26.06	1111	6232	0.07150
Snapdragon	900	456.06	61/3.086	27.78	1257	6978	0.06320
Cockscomb	900	456.06	37/3.962	27.73	1257	6948	0.06320
Goldenrod	954	483.42	61/3.177	28.60	1333	7896	0.05960
Magnolia	954	483.42	37/4.079	28.55	1333	7258	0.05960
Camellia	1000	506.71	61/3.251	29.36	1397	7753	0.05690
Hawkweed	1000	506.71	37/4.176	29.23	1397	7608	0.05690
Larkspur	1033.5	523.68	61/3.307	29.76	1444	8012	0.05500
Bluebell	1033.5	523.68	37/4.244	29.72	1444	7863	0.05500
Marigold	1113	563.93	61/3.432	30.89	1555	8628	0.05110
Hawthorn	1192.5	604.26	61/3.551	31.05	1666	9245	0.04770
Narcissus	1272	644.51	61/3.668	33.02	1777	9861	0.04770
Columbine	1351.5	684.84	61/3.78	34.01	1888	10478	0.04210
Carnation	1431	725.10	61/3.89	35.03	1999	10768	0.03980
Gladiolus	1510.5	765.35	61/4.00	35.09	2110	11365	0.03760
Coreopsis	1590	805.68	61/4.099	36.51	2221	11964	0.03568
Jessamine	1750	886.71	61/4.302	38.72	2445	13168	0.03250
Cowslip	2000	1013.42	91/3.76	41.40	2791	15300	0.02866
Lupine	2500	1266.67	91/4.21	46.30	3524	18700	0.02300
Trillium	3000	1520.13	127/3.90	50.75	4232	22500	0.01920
Bluebonnet	3500	1773.50	127/4.21	54.80	4985	26200	0.01653

BS 215

All Aluminum Stranded Conductor (AAC)



Code Name	Nominal Cross Section mm ²	No./Dia. of Stranding Wires No./mm	Sectional Area mm ²	Overall Diameter mm	Linear Weight kg/km	Max. DC Resistance of Conductor at 20°C Ω/km	Calculated Breaking Load daN	Final Modulus of Elasticity hbar	Coefficient of Linear Expansion /°C
Midge	22	7/2.06	23.33	6.18	64	1.2270	399	5900	23×10 ⁻⁶
Aphis	25	3/3.35	26.40	7.20	73	1.0810	411	5900	23×10 ⁻⁶
Gnat	25	7/2.21	26.80	6.60	73	1.0660	459	5900	23×10 ⁻⁶
Weevil	30	3/3.66	31.60	7.90	86	0.9082	486	5900	23×10 ⁻⁶
Mosquito	35	7/2.59	37.00	7.80	101	0.7762	603	5900	23×10 ⁻⁶
Ladybird	40	7/2.79	42.80	8.40	117	0.6689	687	5900	23×10 ⁻⁶
Ant	50	7/3.10	52.83	9.30	145	0.5419	828	5900	23×10 ⁻⁶
Fly	60	7/3.40	63.55	10.20	174	0.4505	990	5900	23×10 ⁻⁶
Bluebottle	70	7/3.66	73.70	11.00	202	0.3881	1134	5900	23×10 ⁻⁶
Earwing	75	7/3.78	78.50	11.40	215	0.3644	1194	5900	23×10 ⁻⁶
Grasshopper	80	7/3.91	84.10	11.70	230	0.3406	1278	5900	23×10 ⁻⁶
Clegg	90	7/4.17	95.60	12.50	262	0.2994	1453	5900	23×10 ⁻⁶
Wasp	100	7/4.39	106.00	13.17	290	0.2702	1600	5900	23×10 ⁻⁶
Beetle	100	19/2.67	106.00	13.40	293	0.2704	1742	5600	23×10 ⁻⁶
Bee	125	7/4.90	132.00	14.70	361	0.2169	1944	5900	23×10 ⁻⁶
Cricket	150	7/5.36	157.90	16.10	432	0.1818	2385	5900	23×10 ⁻⁶
Hornet	150	19/3.25	157.60	16.25	434	0.1825	2570	5600	23×10 ⁻⁶
Caterpillar	175	19/3.53	186.00	17.70	512	0.1547	2863	5600	23×10 ⁻⁶
Chafer	200	19/3.78	213.20	18.90	587	0.1349	3240	5600	23×10 ⁻⁶
Spider	225	19/3.99	236.90	20.00	652	0.1211	3601	5600	23×10 ⁻⁶
Cockroach	250	19/4.22	265.70	21.10	731	0.1083	4040	5600	23×10 ⁻⁶
Butterfly	300	19/4.65	322.70	23.25	888	0.0892	4875	5600	23×10 ⁻⁶
Moth	350	19/5.00	373.20	25.00	1027	0.0771	5637	5600	23×10 ⁻⁶
Drone	350	37/3.58	373.30	25.10	1029	0.0774	5745	5600	23×10 ⁻⁶
Locust	400	19/5.36	428.50	26.80	1179	0.0671	6473	5600	23×10 ⁻⁶
Centipede	400	37/3.78	415.20	26.46	1145	0.0694	6310	5600	23×10 ⁻⁶
Maybug	450	37/4.09	486.90	28.60	1342	0.0593	7401	5600	23×10 ⁻⁶
Scorpion	500	37/4.27	529.50	29.90	1460	0.0544	7998	5600	23×10 ⁻⁶
Cicada	600	37/4.65	628.60	32.60	1733	0.0459	9495	5600	23×10 ⁻⁶
Tarantula	750	37/5.23	794.60	36.60	2191	0.0363	12010	5600	23×10 ⁻⁶

IEC 61089



All Aluminum Stranded Conductor (AAC)



Cross Section	No. of Stranding Wires	Diameter		Linear Mass	Rated Strength	Max. DC Resistance at 20°C
		Wires	Conductor			
mm ²	-	mm	mm	kg/km	kN	Ω/km
10	7	1.35	4.05	27.4	1.95	2.8633
16	7	1.71	5.12	43.8	3.04	1.7896
25	7	2.13	6.40	68.4	4.50	1.1453
40	7	2.7	8.09	109.4	6.80	0.7158
63	7	3.39	10.20	172.3	10.39	0.4545
100	19	2.59	12.90	274.8	17.00	0.2877
125	19	2.89	14.50	343.6	21.25	0.2302
160	19	3.27	16.40	439.8	26.40	0.1798
200	19	3.66	18.30	549.7	32.00	0.1439
250	19	4.09	20.50	687.1	40.00	0.1151
315	37	3.29	23.00	867.9	51.97	0.0916
400	37	3.71	26.00	1102.0	64.00	0.0721
450	37	3.94	27.50	1239.8	72.00	0.0641
500	37	4.15	29.00	1377.6	80.00	0.0577
560	37	4.39	30.70	1542.9	89.60	0.0515
630	61	3.63	32.60	1738.3	100.08	0.0458
710	61	3.85	34.60	1959.1	113.60	0.0407
800	61	4.09	36.80	2207.4	128.00	0.0361
900	61	4.33	39.00	2483.3	144.00	0.0321
1000	61	4.57	41.10	2759.2	160.00	0.0289
1120	91	3.96	43.50	3093.5	179.20	0.0258
1250	91	4.18	46.00	3452.6	200.00	0.0231
1400	91	4.43	48.70	3866.9	224.00	0.0207
1500	91	4.58	50.40	4143.1	240.00	0.0193

DIN 48201

All Aluminum Stranded Conductor (AAC)



DIN 48201

Code Number	Calculated Cross Section	No./Dia. of Stranding Wire	Overall Diameter	Linear Mass	Calculated Breaking Load	Max. DC Resistance at 20°C
mm ²	mm ²	No./mm	mm	kg/km	daN	Ω/km
16	15.89	7/1.70	5.1	44	290	1.8018
25	24.25	7/2.10	6.3	67	425	1.1808
35	34.36	7/2.50	7.5	94	585	0.8332
50	49.48	7/3.00	9.0	135	810	0.5786
50	48.36	19/1.80	9.0	133	860	0.5950
70	65.82	19/2.10	10.5	181	1150	0.4371
95	93.27	19/2.50	12.5	256	1595	0.3084
120	117.00	19/2.80	14.0	322	1910	0.2459
150	147.10	37/2.25	15.2	406	2570	0.1960
185	181.60	37/2.50	17.5	501	3105	0.1587
240	242.54	61/2.25	20.2	670	4015	0.1191
300	299.43	61/2.50	22.5	827	4850	0.0965
400	400.14	61/2.89	26.0	1105	6190	0.0722
500	499.83	61/3.23	29.1	1381	7600	0.0578
625	626.20	91/2.96	32.6	1733	9690	0.0463
800	802.10	91/3.35	36.8	2219	12055	0.0361
1000	999.71	91/3.74	41.1	2766	14845	0.0290