


0.6/1 kV Single-core cables, PVC insulated, wire armoured with aluminum conductor

Power Cable LV



Single-Core Cables, with Stranded Aluminum Conductors, PVC Insulated, Aluminium Wire Armoured and PVC Sheathed

APPLICATIONS

These cables are intended for fixed installations, indoors and outdoors, in low voltage electricity systems. They are normally used for the distribution of electrical energy in urban networks, power or switching stations, industrial plants, as well as in switchgears, in applications where there is a risk of mechanical damage.

CABLE CHARACTERISTICS



APPLICABLE STANDARDS

EES Low Voltage power cables are designed and tested to meet all the requirements of the latest edition of IEC 60502-1 standard. In addition, EES can also supply a range of alternative designs to meet customer-specified requirements.

CABLE CONSTRUCTION

Conductor

Stranded circular or circular compacted aluminium conductor (Class 2 to IEC 60228).

Insulation

Extruded layer of Polyvinyl Chloride (PVC) - Type (PVC/A) to IEC 60502-1.

Core Identification

○ Red

Bedding

Extruded layer of Polyvinyl Chloride (PVC) - Type (ST1) to IEC 60502-1.

Armouring

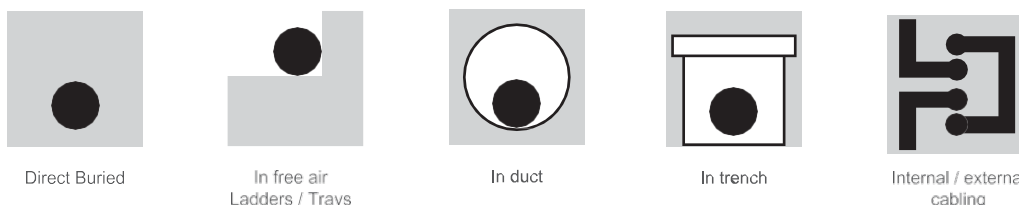
Single layer of round non-magnetic (aluminium) wires.

Outer Jacket


Extruded layer of Polyvinyl Chloride (PVC) - Type (ST1) to IEC 60502-1.

Note: The core identification colour shown above is the most common. However, any other colour can be provided upon a customer's request (e.g. to HD 308 S2 or IEC 60445).

CABLE INSTALLATION



0.6/1 kV Single-core cables, PVC insulated, wire
armoured with aluminum conductor
Power Cable LV



POWER CABLES / IEC 60502-1 AL / PVC / AWA / PVC

0.6 / 1 kV

Nominal cross section area	ELECTRICAL DATA									DIMENSIONS AND WEIGHTS		Cable Code
	Max. Conductor Resistance		Continuous Current Ratings							Approx. overall diameter	Approx. overall weight	
	DC at 20 °C	AC at 70 °C	Buried direct in ground		In buried ducts		In free air					
	mm ²	Ω / km	Ω / km	(a)	(b)	(c)	(d)	(e)	(f)	(g)	mm	
			A	A	A	A	A	A	A			
10	3.0800	3.7007	50	50	42	46	48	49	60	14.2	270	A314PA1010ACB51IMR
16	1.9100	2.2949	63	63	52	58	61	63	77	15.2	315	A315PA1010ACB51IMR
25	1.2000	1.4419	81	81	68	74	81	83	101	16.8	390	A316PA1010ACB51IMR
35	0.8680	1.0431	96	96	81	88	99	101	122	18.0	455	A317PA1010ACB51IMR
50	0.6410	0.7704	113	113	96	104	119	121	146	19.6	540	A318PA1010ACB51IMR
70	0.4430	0.5327	138	138	118	126	149	151	181	21.4	650	A319PA1010ACB51IMR
95	0.3200	0.3851	164	163	141	150	181	184	217	23.4	790	A345PA1010ACB51IMR
120	0.2530	0.3048	185	184	161	169	209	211	247	24.9	910	A346PA1010ACB51IMR
150	0.2060	0.2486	207	205	181	188	238	238	277	26.8	1060	A347PA1010ACB51IMR
185	0.1640	0.1984	233	230	205	210	273	272	312	29.1	1255	A348PA1010ACB51IMR
240	0.1250	0.1521	267	262	237	239	321	316	357	32.0	1535	A349PA1010ACB51IMR
300	0.1000	0.1225	296	288	265	258	367	353	390	35.8	1920	A350PA1010ACB51IMR
400	0.0778	0.0966	330	320	299	283	420	397	432	39.4	2355	A351PA1010ACB51IMR
500	0.0605	0.0768	367	353	335	309	479	444	478	43.4	2870	A352PA1010ACB51IMF
630	0.0469	0.0617	403	385	372	334	541	490	523	47.4	3470	A353PA1010ACB51IMF
800	0.0367	0.0506	426	408	397	353	589	525	569	52.8	4390	A354PA1010ACB51IMF
1000	0.0291	0.0431	458	438	432	383	660	581	637	61.5	5455	A255PA1010ACB51IMF

